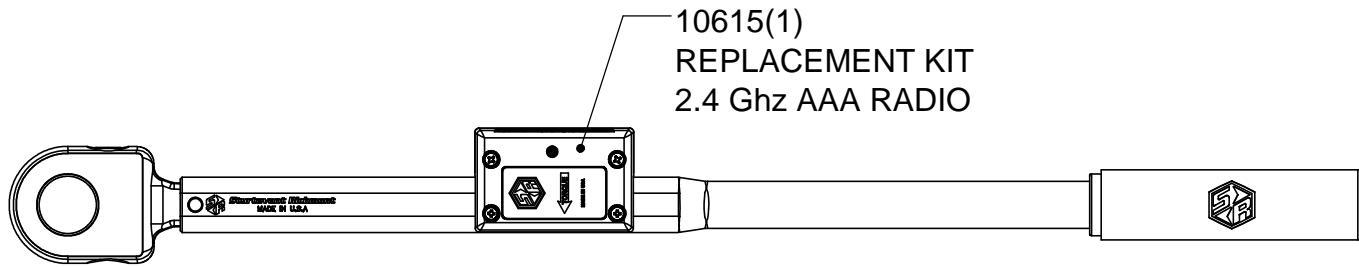


LEGEND: () = QUANTITY/TOOL
 * = QUANTITY/MULTI-PAK

820046 - CARTON
 857330 - INSTRUCTIONS

10615(1)
 RADIO KIT 2.4GHZ; AAA FOR SLTC-FM WRENCHES
 (INCLUDES AAA BATTERY HOUSING UPPER &
 LOWER COVERS, BATTERY HOUSING LID, RADIO
 2.4GHZ AAA, RUBBER WASHERS (4), SCREW PAN
 HEAD (2), LITEPIPE & SPRING CLIP, PCB
 INSULATION, SLTC LABEL, & AAA BATTERY)



816878(2)-20*

BELLEVILLE WASHER

853755(1)

TANG

816892(1)-10*

1/4" STEEL BALL

816889(4)-10*

5/32" STEEL BALL

812363(1)

TORQUE SPRING

812224(1)

LOCK PLUG

812205(1)

ADJ. PLUG

812409(1)

SPACER

816799(1)-5*

HEAD BEARING PIN

(INCLUDES RETAINING RING

816870(2)-10*

PAWL PIN

812583(1)

TORQUE BLOCK

816847(1)-10*

INT. LOCK WASHER

816872(1)-5*

PAWL LINK

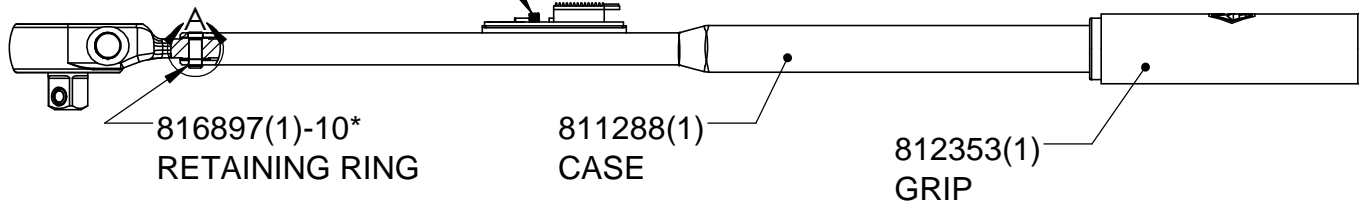
816728(1)-5*

SET SCREW,

TRIGGER

WARNING: ONLY USE 1.5 VDC ALKALINE OR 1.2 VDC
 NiMH AAA RECHARGEABLE BATTERIES. OTHER
 BATTERIES CAN CAUSE DAMAGE TO THE BOARD
 AND IMPACT RADIO SIGNAL.

816799 - THIS PIN IS FORMED OVER, **CUSTOMER MUST**
 GRIND OFF FORMED END & INSTALL THIS PIN FORMING
 THE HEAD OVER THE RETAINING RING AS SHOWN.



816897(1)-10*

RETAINING RING

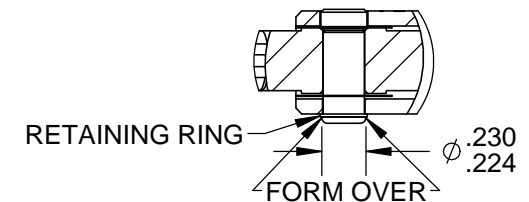
811288(1)

CASE

812353(1)

GRIP

DETAIL A
 SCALE 1 : 1
 DEFORM BEFORE
 CALIBRATION



NOTES:

- TIGHTEN TO 1.5-2.5 IN.LBS. AND APPLY A DROP OF ADHESIVE (PERMA-LOK MM115 OR LOCTITE 262) TO SET SCREW (890105) PRIOR TO ASSEMBLY INTO TANG (853755).